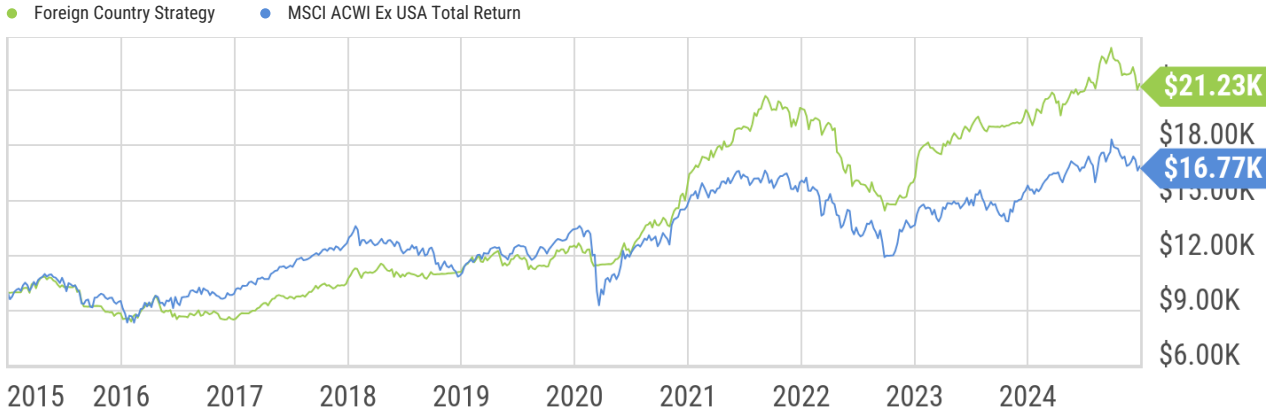


# Foreign Country Strategy Fact Sheet

## Cumulative Return

December 31, 2014 through December 31, 2024



## Basic Info

The Foreign Country Rotation Strategy is based on relative strength, momentum & volatility indicators that are evaluated on a monthly basis. The top two ranked developed country ETFs are bought, equal weighted.

### Benchmark

MSCI ACWI Ex USA Total Return\*

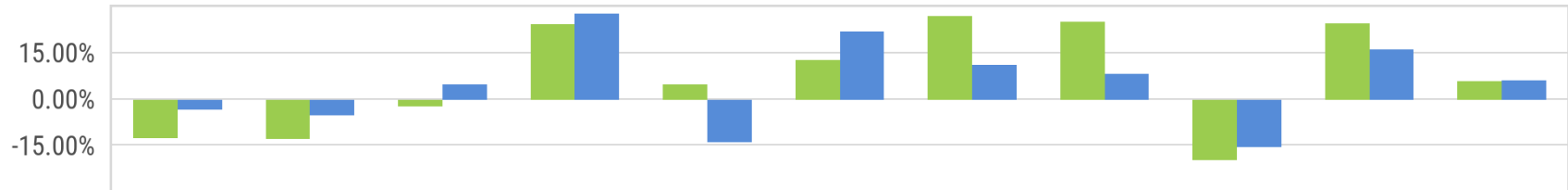
### Advisory Fee

0.30%

\*Benchmark information defined in disclosure section.

## Annual Return

Data as of: Dec. 31, 2024



	2014	2015	2016	2017	2018	2019	2020	2021	2022	2023	2024
<b>Foreign Country Strateg.</b>	-12.52%	-12.89%	-2.13%	24.37%	4.85%	12.83%	27.01%	25.28%	-19.57%	24.77%	5.98%
<b>Benchmark</b>	-3.44%	-5.25%	5.01%	27.77%	-13.78%	22.13%	11.13%	8.29%	-15.57%	16.21%	6.09%

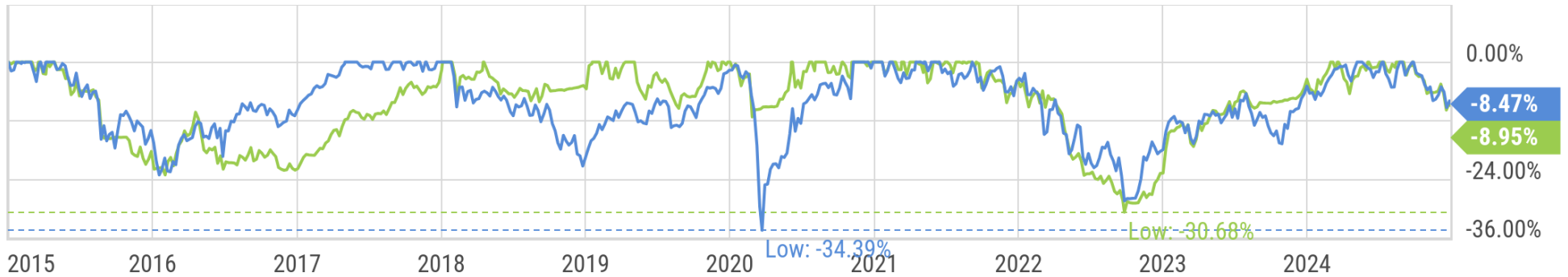
The performance data quoted presents past performance; past performance does not guarantee future results; the investment return and principal value of an investment will fluctuate; an investor's shares, when redeemed, may be worth more or less than their original cost; current performance may be lower or higher than the performance data quoted. The most recent month end performance data can be accessed at [https://go.ycharts.com/fund\\_contact\\_info](https://go.ycharts.com/fund_contact_info). (See the Standardized Returns section of this report for standardized returns information).

2025 YCharts, Inc. All Rights Reserved. YCharts, Inc. ("YCharts") is not registered with the U.S. Securities and Exchange Commission (or with the securities regulatory authority or body of any state or any other jurisdiction) as an investment adviser, broker-dealer or in any other capacity, and does not purport to provide investment advice or make investment recommendations. This report has been generated using data manually input by the creator of this report combined with data and calculations from YCharts.com and is intended solely to assist you or your investment or other adviser(s) in conducting investment research. You should not construe this report as an offer to buy or sell, as a solicitation of an offer to buy or sell, or as a recommendation to buy, sell, hold or trade, any security or other financial instrument. THE IMPORTANT DISCLOSURES FOUND AT THE END OF THIS REPORT (WHICH INCLUDE DEFINITIONS OF CERTAIN TERMS USED IN THIS REPORT) ARE AN INTEGRAL PART OF THIS REPORT AND MUST BE READ IN CONJUNCTION WITH YOUR REVIEW OF THIS REPORT. For further information regarding your use of this report, please go to: <https://get.ycharts.com/disclosure/>

## Drawdown Info

Data as of: Dec. 31, 2024

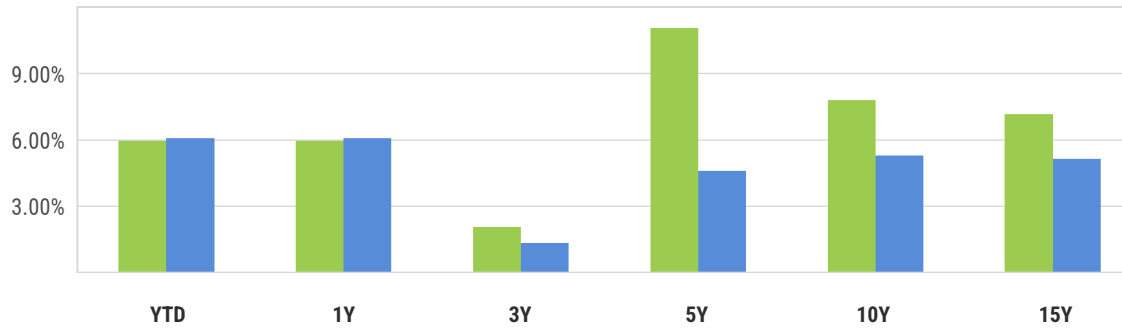
● Foreign Country Strategy Total Return % Off High ● MSCI ACWI Ex USA Total Return % Off High



	1 Year Drawdown	3 Year Drawdown	5 Year Drawdown	10 Year Drawdown	Maximum Drawdown
● Foreign Country Strategy	9.81%	30.68%	30.68%	30.68%	34.20%
● Benchmark	9.29%	29.24%	34.39%	34.39%	60.58%

## Periodic Return

Data as of: Dec. 31, 2024



	YTD	1Y	3Y	5Y	10Y	15Y
● Foreign Country..strategy	5.98%	5.98%	2.08%	11.10%	7.82%	7.18%
● Benchmark	6.09%	6.09%	1.35%	4.61%	5.31%	5.17%

## Key Stats

<b>Alpha (Since Inception)</b>	<b>Max Drawdown (Since Inception)</b>
6.324	34.20%
<b>Beta (Since Inception)</b>	<b>Turnover Ratio</b>
0.5454	23.50%
<b>Up/Down Ratio 10Y (Q)</b>	<b>Historical Sortino (Since Inception)</b>
1.479	0.7889

The performance data quoted presents past performance; past performance does not guarantee future results; the investment return and principal value of an investment will fluctuate; an investor's shares, when redeemed, may be worth more or less than their original cost; current performance may be lower or higher than the performance data quoted. The most recent month end performance data can be accessed at [https://go.ycharts.com/fund\\_contact\\_info](https://go.ycharts.com/fund_contact_info). (See the Standardized Returns section of this report for standardized returns information).

2025 YCharts, Inc. All Rights Reserved. YCharts, Inc. ("YCharts") is not registered with the U.S. Securities and Exchange Commission (or with the securities regulatory authority or body of any state or any other jurisdiction) as an investment adviser, broker-dealer or in any other capacity, and does not purport to provide investment advice or make investment recommendations. This report has been generated using data manually input by the creator of this report combined with data and calculations from YCharts.com and is intended solely to assist you or your investment or other adviser(s) in conducting investment research. You should not construe this report as an offer to buy or sell, as a solicitation of an offer to buy or sell, or as a recommendation to buy, sell, hold or trade, any security or other financial instrument. THE IMPORTANT DISCLOSURES FOUND AT THE END OF THIS REPORT (WHICH INCLUDE DEFINITIONS OF CERTAIN TERMS USED IN THIS REPORT) ARE AN INTEGRAL PART OF THIS REPORT AND MUST BE READ IN CONJUNCTION WITH YOUR REVIEW OF THIS REPORT. For further information regarding your use of this report, please go to: <https://get.ycharts.com/disclosure/>

## Performance Disclosure

---

THIS REPORT IS NOT AN INVESTMENT PERFORMANCE REPORT. DO NOT RELY ON THIS REPORT AS PORTRAYING, OR CONTAINING PERFORMANCE OF, AN ACTUAL ACCOUNT. THIS REPORT CONTAINS HYPOTHETICAL MODEL RETURNS OF PORTFOLIO(S) AND IS FOR ILLUSTRATIVE PURPOSES ONLY. PAST PERFORMANCE IS NO GUARANTEE OF FUTURE PERFORMANCE.

This report is not intended to and does not predict or show the actual investment performance of any account. Client results may differ depending on timing, account size, and when trades are executed. Clients & Advisors should do their due diligence before investing.

Securities offered through Connect Financial, LLC., Registered Investment Advisor.

2025 YCharts, Inc. All Rights Reserved. YCharts, Inc. ('YCharts') is not registered with the U.S. Securities and Exchange Commission (or with the securities regulatory authority or body of any state or any other jurisdiction) as an investment adviser, broker-dealer or in any other capacity, and does not purport to provide investment advice or make investment recommendations. This report has been generated using data manually input by the creator of this report combined with data and calculations from YCharts.com and is intended solely to assist you or your investment or other adviser(s) in conducting investment research. You should not construe this report as an offer to buy or sell, as a solicitation of an offer to buy or sell, or as a recommendation to buy, sell, hold or trade, any security or other financial instrument. THE IMPORTANT DISCLOSURES FOUND AT THE END OF THIS REPORT (WHICH INCLUDE DEFINITIONS OF CERTAIN TERMS USED IN THIS REPORT) ARE AN INTEGRAL PART OF THIS REPORT AND MUST BE READ IN CONJUNCTION WITH YOUR REVIEW OF THIS REPORT. For further information regarding your use of this report, please go to: <https://get.ycharts.com/disclosure/>

## Important Disclosure

Securities offered through Connect Financial, LLC., Registered Investment Advisor.

2025 YCharts, Inc. All Rights Reserved. YCharts, Inc. ('YCharts') is not registered with the U.S. Securities and Exchange Commission (or with the securities regulatory authority or body of any state or any other jurisdiction) as an investment adviser, broker-dealer or in any other capacity, and does not purport to provide investment advice or make investment recommendations. This report has been generated using data manually input by the creator of this report combined with data and calculations from YCharts.com and is intended solely to assist you or your investment or other adviser(s) in conducting investment research. You should not construe this report as an offer to buy or sell, as a solicitation of an offer to buy or sell, or as a recommendation to buy, sell, hold or trade, any security or other financial instrument. THE IMPORTANT DISCLOSURES FOUND AT THE END OF THIS REPORT (WHICH INCLUDE DEFINITIONS OF CERTAIN TERMS USED IN THIS REPORT) ARE AN INTEGRAL PART OF THIS REPORT AND MUST BE READ IN CONJUNCTION WITH YOUR REVIEW OF THIS REPORT. For further information regarding your use of this report, please go to: <https://get.ycharts.com/disclosure/>